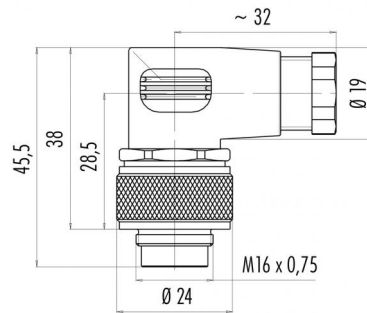


Product description **M16 IP67 male angled connector, Contacts: 6 DIN, 6.0 - 8.0 mm, shielding is not possible, solder, IP67**
 Area **M16 IP67 series 723**
 Order number **99 0121 77 06**

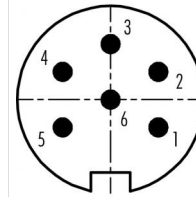
Illustration



Scale drawing



Contact arrangement (Plug-in side)



	X	Y
1	3,03	-1,75
2	3,03	1,75
3	0,00	3,50
4	-3,03	1,75
5	-3,03	-1,75
6	0,00	0,00

You can find the component part drawing on the next page.

Technical data

General values

Connector design male angled connector
 Connector locking system screw
 Termination solder
 Wire gauge (mm) max. 0.75 mm²
 Wire gauge (AWG) max. 18
 Cable outlet 6.0 - 8.0 mm
 Upper limit temperature 95 °C
 Lower limit temperature - 40 °C
 Customs tariff number 85369010
 Packaging Unit 20

Electrical values

Rated current (40 °C) 5 A
 Rated voltage 250 V
 Rated impulse voltage 1500 V
 Pollution degree 1
 Overvoltage category I
 Insulating material group III
 Insulation resistance ≥ 10¹⁰ Ω
 EMC compliance shielding is not possible
 Degree of protection IP67
 Mechanical operation > 500 Mating cycles

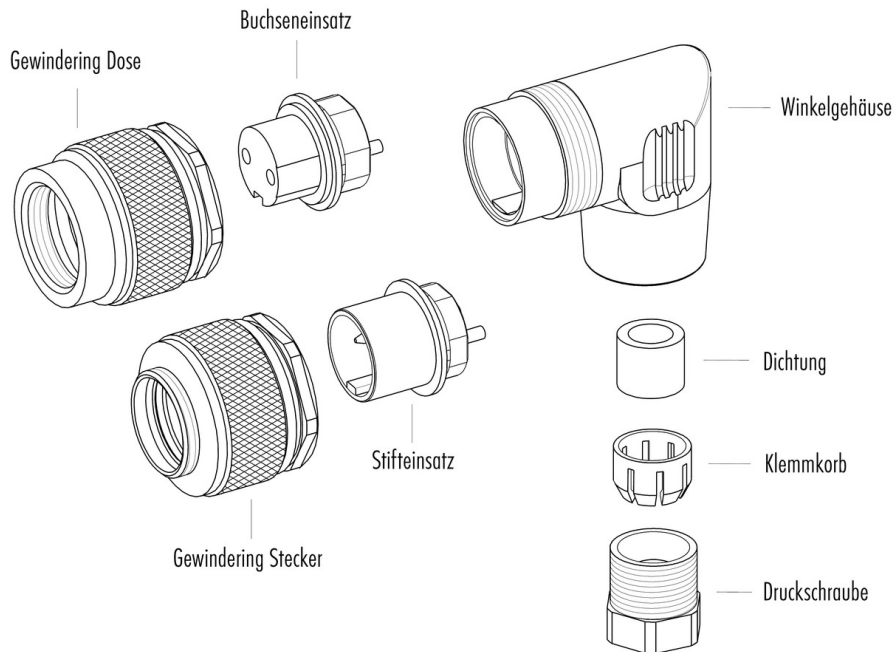
Material

Contact material CuZn (brass)
 Contact plating Au (gold)
 Contact body material PBT (UL94 V-0)
 Housing material PA
 REACH SVHC CAS 96-45-7 (Imidazolidine-2-thione)
 CAS 7439-92-1 (Lead)

Product description **M16 IP67 male angled connector, Contacts: 6 DIN, 6.0 - 8.0 mm, shielding is not possible, solder, IP67**

Area **M16 IP67 series 723**
Order number **99 0121 77 06**

Component part drawing



Product description	M16 IP67 male angled connector, Contacts: 6 DIN, 6.0 - 8.0 mm, shielding is not possible, solder, IP67
Area	M16 IP67 series 723
Order number	99 0121 77 06

Security notices

The connector must not be connected or separated under load. Non-observance and incorrect use can result in personal injury.

The connectors are designed for use in plant, control system and electrical equipment. The end user is responsible for checking whether the connectors are suitable for use in other applications.

Connectors used in electrical circuits containing hazardous life parts must only be assembled and used by or under the supervision of persons with the requisite electrotechnical training, taking the applicable regulations and standards into account.

Connectors with degree of protection IP 67 and IP 68 are not suitable for use under water. When used outdoors, the connectors must be separately protected against corrosion. For further information about IP degrees of protection refer to 'Technical support' in the Download Centre.

The connector is not suitable for mains voltages. Please observe the pollution degrees and the overvoltage category. For further information refer to 'Technical support' in the Download Centre.

To lock the cable connector to the equipment connector, the threaded ring is tightened until it is 'finger-tight' (approx. 50 cNm).